



# *Farm Succession and Access to Land*

*By Zoé Gallez (Terre-en-vue, Belgium)*

2017.01.25



## Our first observations on farm succession

### 1. High average farmer age



1. In 2013, **5.37 %** of all active farmers **< 35 years** and **54.80 %** of all active farmers **> 55 years**

=> Farm succession has become an **urgent and crucial issue** for farm continuity in Europe

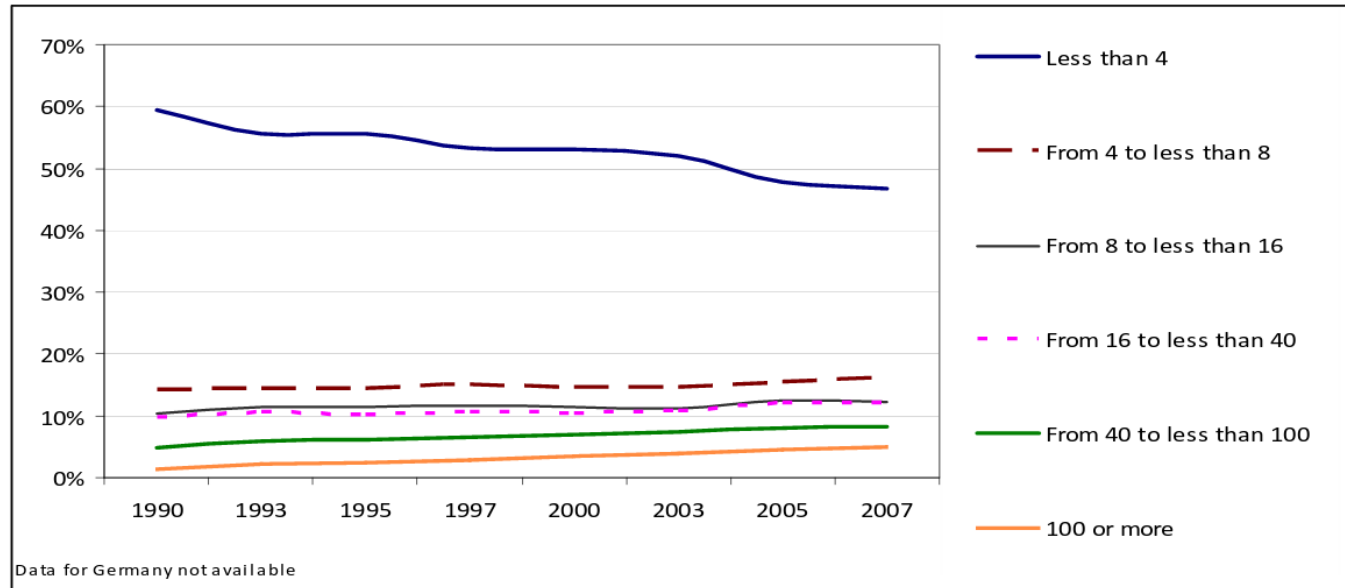
	France	Belgium	Austria	The Netherlands	European Union
Utilised agricultural area (UAA, in ha), 2013 <sup>1</sup>	27,739,430	1,307,900	2,726,890	1,847,570	174,613,900 (EU-28 total)
Average farm size (in ha), 2013 <sup>1</sup>	58,7	34,6	19,4	27,4	16,1 (EU-28 Average)
Number of farm holdings, 2000 <sup>2</sup>	663.810	61.710	199.470	101.550	-
Number of farm holdings, 2013 <sup>3</sup>	663.810	61.710	199.470	101.550	10.841.000
<b>% of farm managers &lt; 35 years of age, 2013<sup>3</sup></b>	<b>8,81%</b>	<b>3,99%</b>	<b>10,94%</b>	<b>3,08%</b>	<b>5,37 % (EU-28)</b>
<b>% of farm managers &gt;55 years of age, 2013<sup>3</sup></b>	<b>39,35%</b>	<b>47,96 %</b>	<b>28,16%</b>	<b>47,87 %</b>	<b>54,80% (EU-28)</b>
% of farm managers >55 years of age, 2013 <sup>3</sup>	39,35%	47,96 %	28,16%	47,87 %	54,80% (EU-28)
% of the workforce working in agriculture, forestry, hunting and fishing sector), 2012 <sup>4</sup>	2,8 %	1,3 %	4,5 %	2,5 %	5,2% (EU-27)
Number of organic farm-holdings, 2013 <sup>5</sup>	25.467	1.487	21.810	1.646	-
Area of organic farming as a % of total UAA, 2013 <sup>5</sup>	3,86%	4,56%	19,46%	2,56%	-

Source : Farm Succession Toolkit (cf. [www.farmsuccession.eu](http://www.farmsuccession.eu))



## Our first observations on farm succession

### 2. Ever larger farms + more corporate farms



Source: EUROSTAT, Farm Structure Survey, 1990-2007



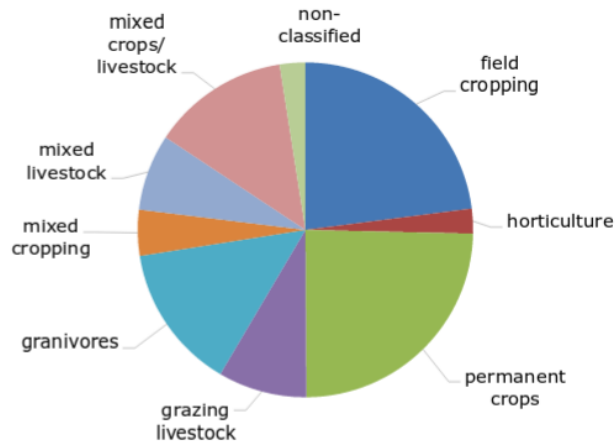
Our first observations on farm succession

### 3. Loss of diversity, loss of resilience



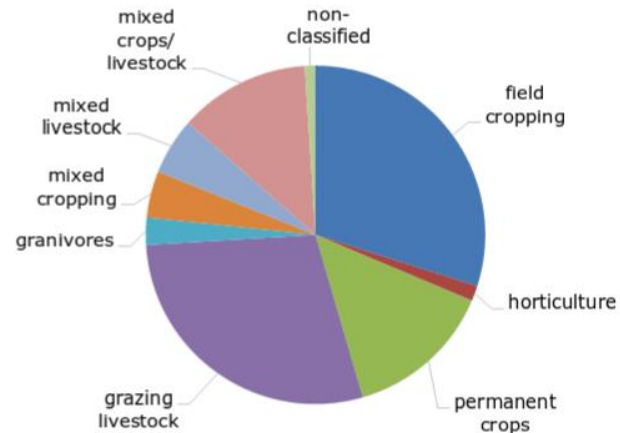
Loss of small farms => loss of diversity of farming => loss of resilience

**Specialisation of EU holdings with 0.1 to 4.9 ha UAA in 2010**



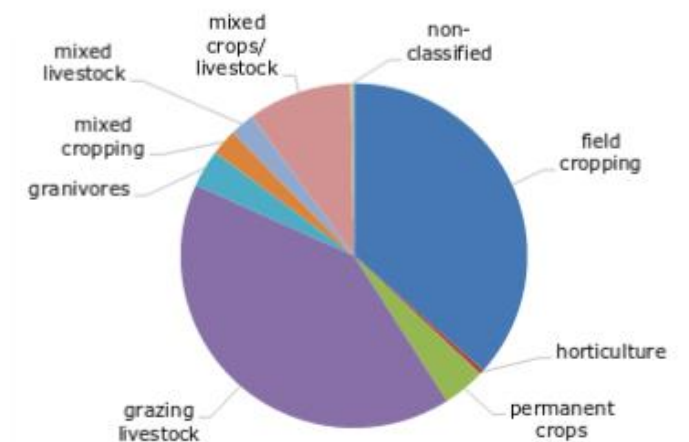
Source: Eurostat, FSS (online data code: [ef\\_kvftaa](#)).

**Specialisation of EU holdings with 5 to 49.9 ha UAA in 2010**



Source: Eurostat, FSS (online data code: [ef\\_kvftaa](#)).

**Specialisation of EU holdings with 50 to more than 100 ha UAA in 2010**



Source: Eurostat, FSS (online data code: [ef\\_kvftaa](#)).



*Our first observations on farm succession*

**4. Most important obstacle for new entrants :  
Access to land.**



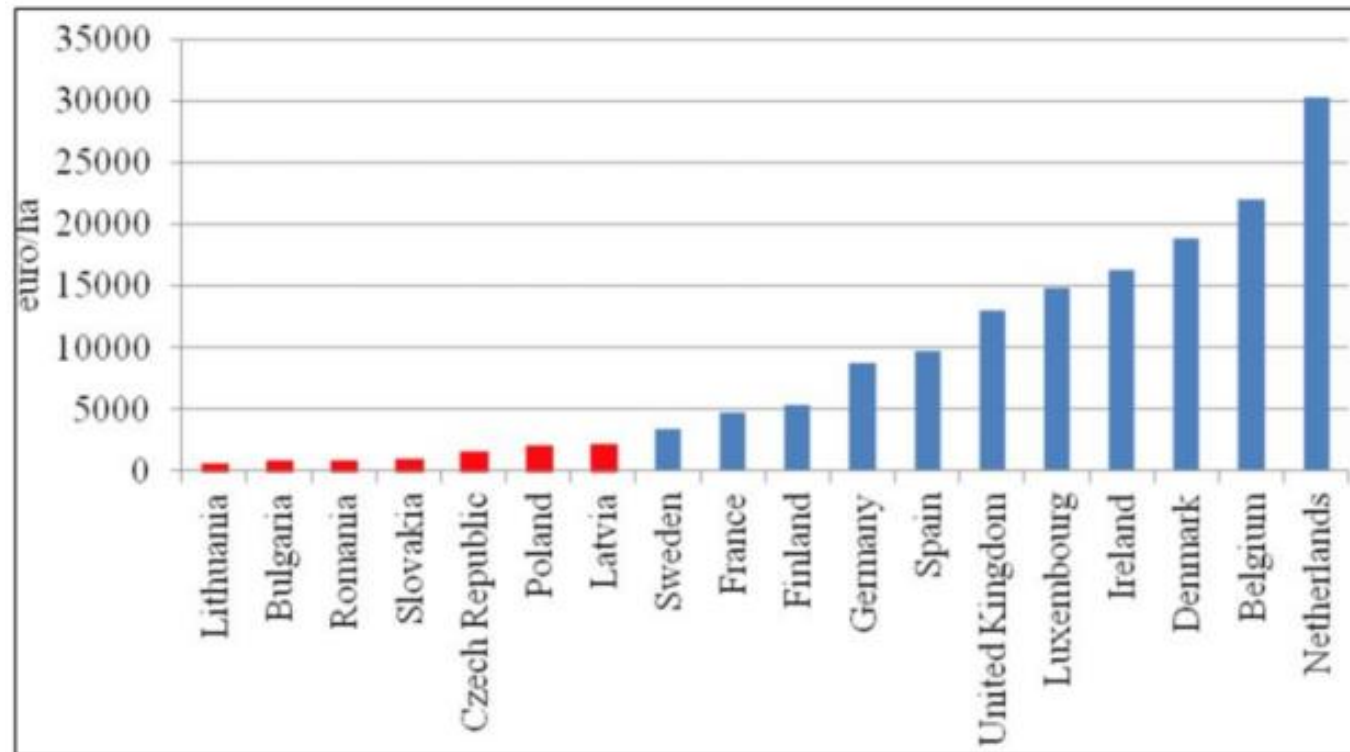
- Access to land
- High start-up costs
- Access to markets
- Low profitability of farming
- Low status associated with farming
- Limited access to information
- High levels of bureaucracy/paperwork
- Low access to off-farm employment
- Lack of farm diversification opportunities

Source : Final Report EIP Focus Group on new entrants (2016)



*Our first observations on farm succession*

***Lack of market regulation : Rising land prices***



**Source:** CEPS, KU Leuven and JRC (2013).



*The needs we identified  
and the actions we put into place*



## NEEDS

1. **Rise awareness** about farm succession planning before retirement (Information campaigns).
2. **Tools and consultants** for guiding farmers and new entrants through the farm succession process.
3. **Encouraging legal framework** for new entrants and old farmers to organise a farm succession.
4. **More research** to better understand the dynamics of farm succession and the lack of access to land.



*The needs we identified  
and the actions we put into place*



## ACTIONS

1. EU Exchange project on Farm Succession leading to EU Farm Succession Conference in November 2016.  
=> **Result : a EU adapted farm succession TOOLKIT.**




2. **Policy recommendations** on farm succession for the **new CAP Reform.**

3. Integration of farm succession in :

**innovative, citizen-driven, financial**

**strategies for providing access to land:**

Terre-en-vue (BE), Terre de Lien (FR), Regionalwert AG (D), ...







*Thank you for your attention*