

# **Community-Led Local Development in the EU**

Insights from the Expert assignment about CLLD implementation  
under ERDF and ESF

5<sup>th</sup> Meeting of the LEADER / CLLD Sub-group

08 March 2018

Loris Antonio Servillo

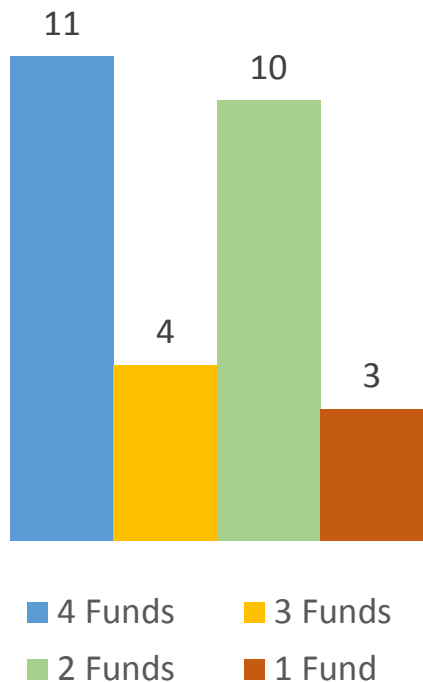
University College of London - Bartlett school of Planning  
KU Leuven - Planning and Development Unit

## Community Led Local Development implementation (2014-2020)

Key points:

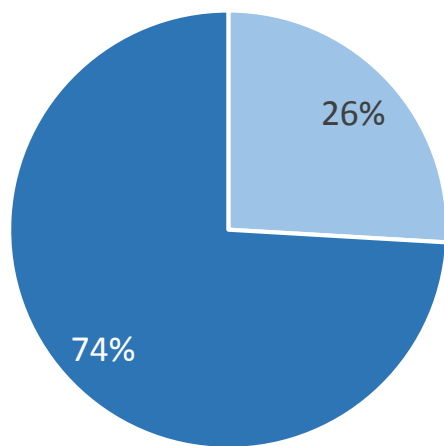
- CLLD among the **new delivery tools** to support integrated approach to territorial development → extension of the LEADER approach for rural development and fishery policy
- Recognition of the distinctiveness of LEADER **place-based approach**
  - Tailoring sub-regions for local development
  - Bottom-up approach
  - Democratic representativeness and inclusive capacity
  - Strategic dimension of the plan
- Evolution along two directions:
  - New **financial support**: ERDF and ESF
  - **Multi-funded LAGs**: integration of funds for Local Development Strategies

## CLLD: How it was programmed by the EU Member States...



Category	Member State
EAFRD, ERDF, ESF, EMFF	BG, DE, ES, FR, GR, IT, PL, PT, RO, SE, UK
EAFRD, ERDF, ESF	CZ, HU
EAFRD, ERDF, EMFF	SI
EAFRD, ESF, EMFF	LT
EAFRD, EMFF	CY, DK, EE, FI, IE, LV
EAFRD, ERDF	AT, NL, SK
EAFRD	BE, LU, MT

Sources: DG Agri, Partnership agreements



Multi-funding allowed	AT, BG, CZ, DE, DK, ES, FI, FR, GR, HU, IT, LT, LV, PL, PT, RO, SE, SI, SK, UK
Multi-funding not allowed	BE, CY, EE, IE, LU, MT, NL

Sources: DG Agri, Partnership agreements

## ... and how has been implemented

Evolution of the LEADER approach **into CLLD**

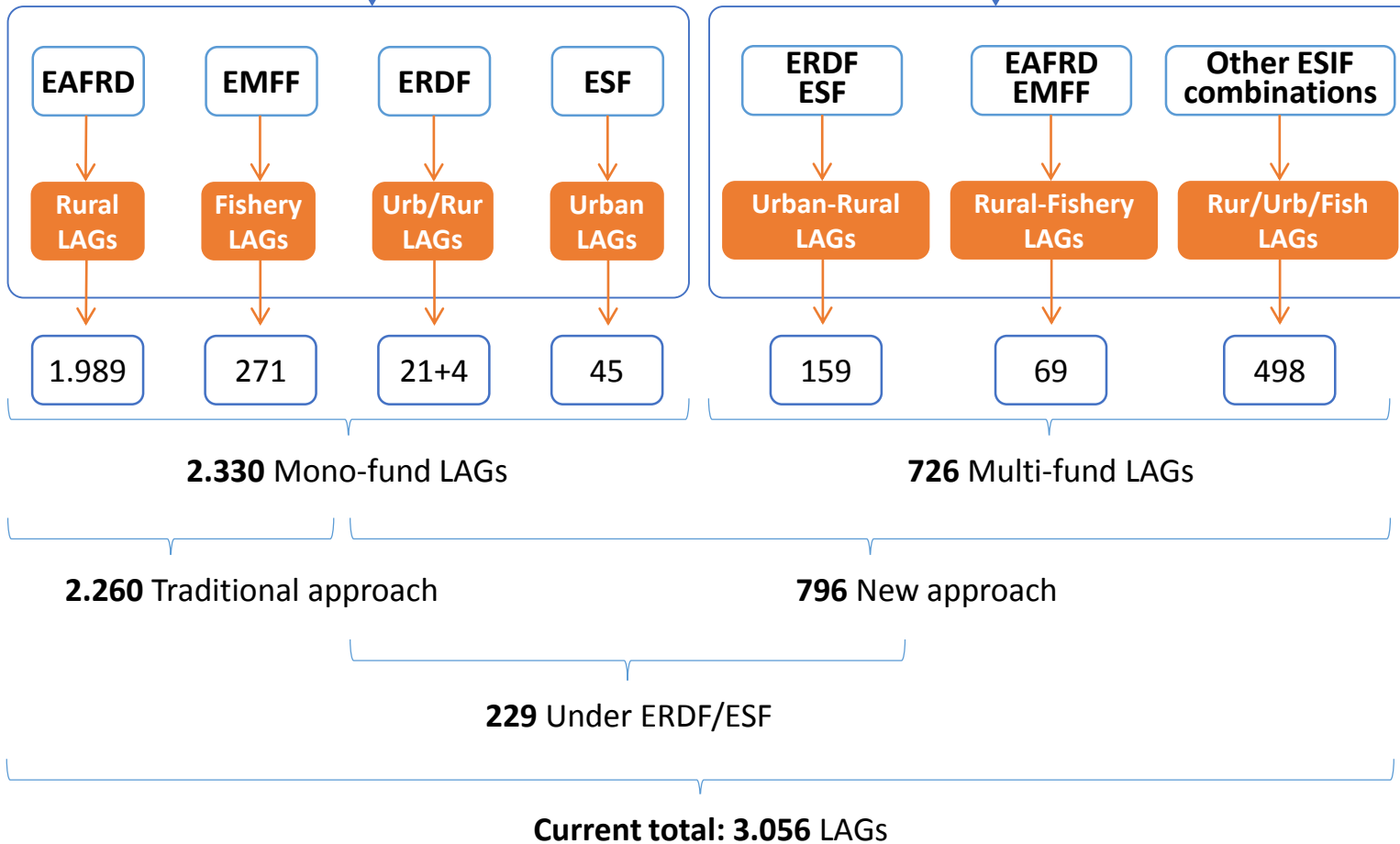
Stage	Duration	Funds	Number of LAGs
LEADER1	1991-93	EAGGF, ESF, ERDF	217
LEADER2	1994-99	EAGGF, ESF, ERDF	821
LEADER+	2000-06	EAGGF	893 in EU15 (+ 250 LEADER+ type measures in 2004-06 in 6 MS)
LEADER axis	2007-13	EAFRD, EMFF	2,200 in EU27
CLLD	2014-20	EAFRD, EMFF, ERDF, ESF	≈ 3.056 in EU28

**Source:** EPRC 2014, from European LEADER Association for Rural Development

**State of play: October 2017**  
 CLLD implementation in the MS  
 Various combinations

**Mono-funded strategies**  
 Financed only with one fund

**Multi-funded strategies**  
 Integration of various Funds



Sources:

EAFRD  
 DG Agri, 02/2017

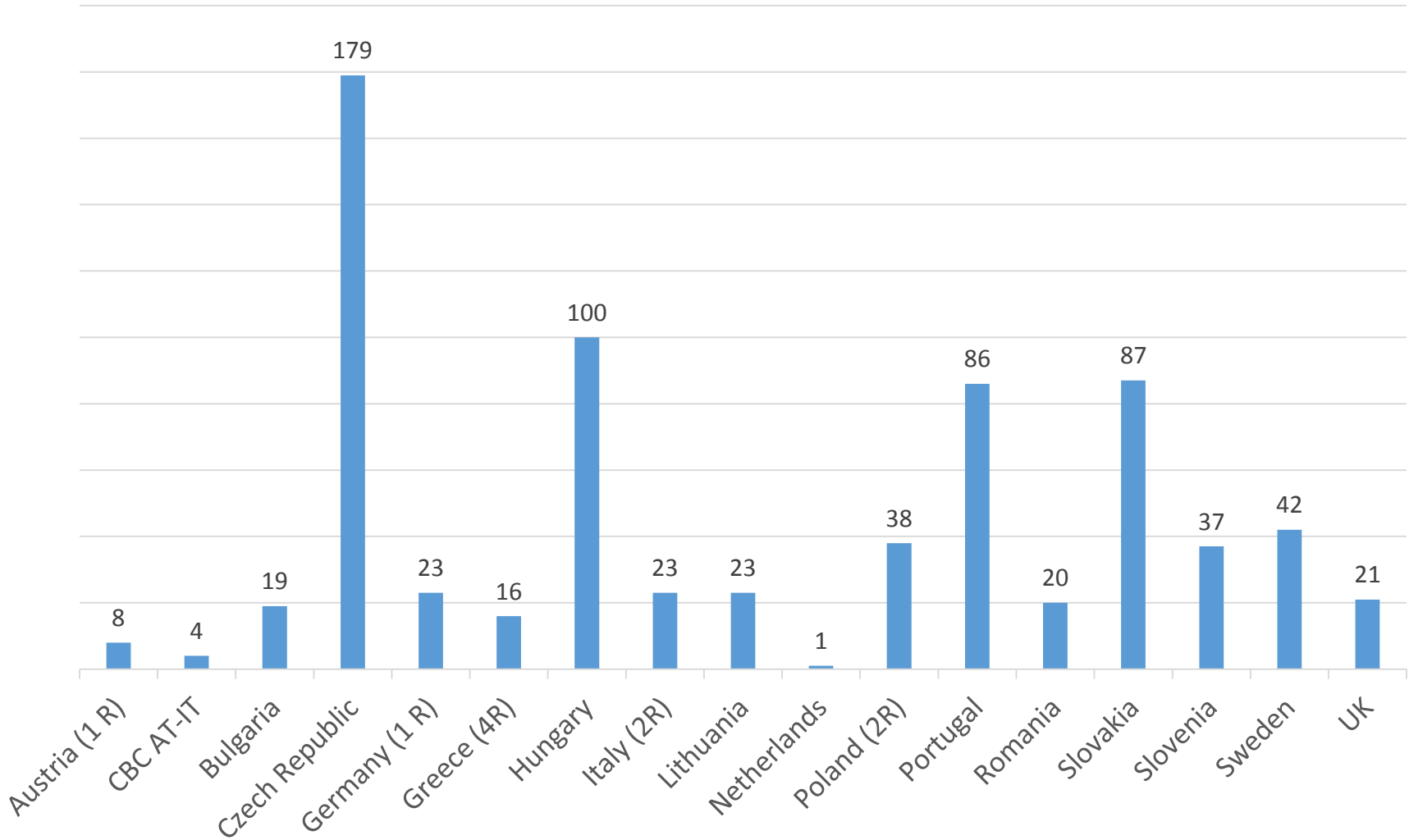
EMFF and  
 EAFRD/EMFF  
 FARNET, 09/2017

ERDF & ESF  
 Own Expert  
 assignment, 08/2017

## Multi-funded LAGs and country distribution

ERDF	21+4	RO, NL + CBC AT/IT
ESF	45	LT, PL (Kujawsko-P), GR (Centr Mac, Ipeiros, Crete)
EMFF / EAFRD	69	GR, IT, LT, LV, PL, UK
ERDF / ESF	159	GR(Pelopon.) PL (Podlaskie), PT, HU
Other combinations	<b>498</b>	
EAFRD/ERDF	169	AT, BG, CZ, IT, SL, SI, SE
EAFRD/ESF	5	BG, SE
EAFRD/ERDF/ESF	193	BG, CZ, DE, PL, PT, SE
EMFF/ESF	0	
EMFF/ERDF	0	
EMFF/ESF/ERDF	5	PT (Centro)
EAFRD/EMFF/ERDF	4	SI
EAFRD/EMFF/ESF	1	SE
EAFRD/EMFF/ERDF/ESF	9	SE, PL (Kujawsko-P)
Not yet specified	112	Partial info about fund composition for Czech Rep and UK

## Overview of n. of LAGs using ERDF/ESF in the EU




## Few considerations

- Positive take up, but new potentialities half way exploited
- Broad but geographically varied uptake
  - successful tradition of the LEADER approach in the EU15 has paradoxically impeded financial and thematic innovation.
  - Limited financial support in combination with a stronger thematic concentration in the EU15 (e.g. more developed regions need to allocate 80% of their ERDF resources to thematic objectives 1-4)
  - Bigger administrative burden vs. local traditions in community-led programs
- Community-led as much as government-led



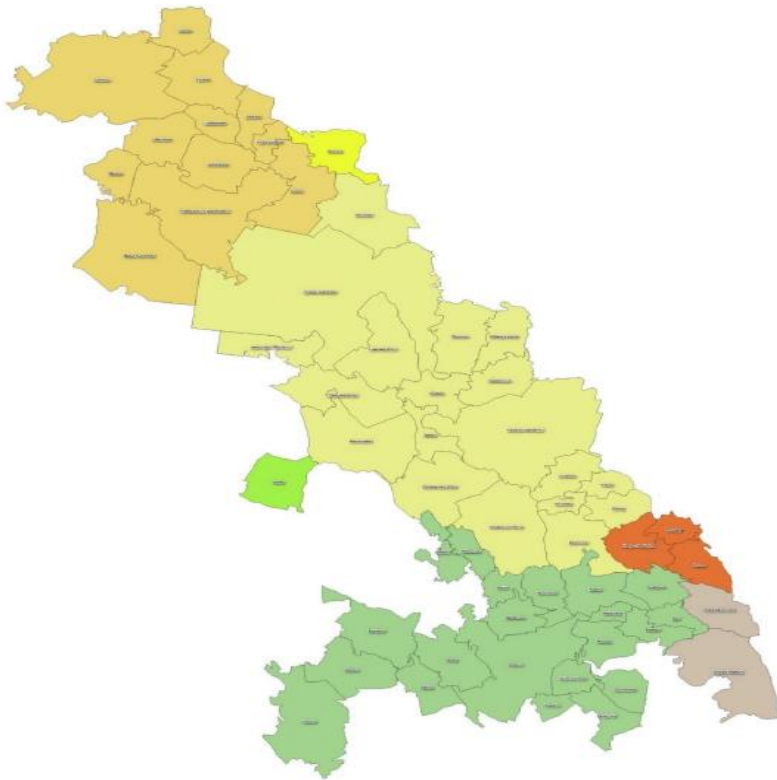
# What kind of territories are we talking about?

(non-exhaustive list of types)



# Large sub-regional areas, with integrated (prevailing rural) development strategy

LAG NAD ORLICÍ (Czech Republic)  
58 Municipalities (only 4 more than 3k inh.)



Meridaunia (Italy)  
30 Municipalities



ESI Funds	Budget
ERDF (Lead)	2.592.587
ESF	428.099
EAFRD	835.350

ESI Funds	Budget
ERDF (Lead)	3.000.000
EAFRD	8.630.000
National Funds (Inner Areas)	17.000.000

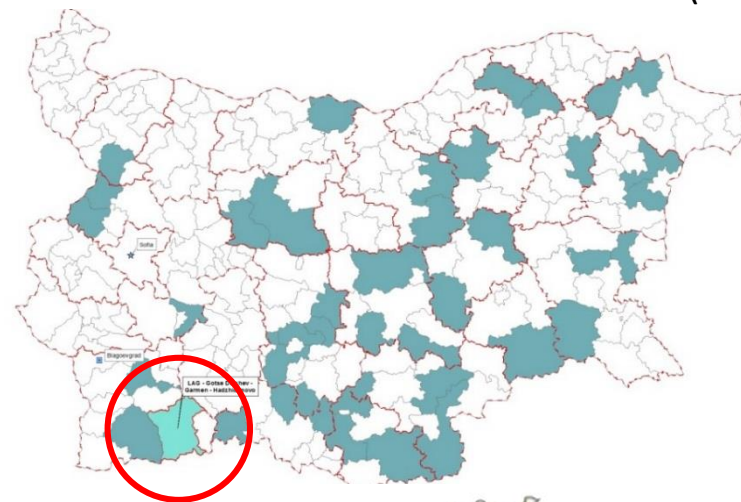
# Medium sized sub-regions and aggregation of few municipalities dealing with economic (rural) development and access to services

LAG – SydostLeader (Sweden)  
11 Municipalities and 3 Counties



ESI Funds	Budget
EAFRD (Lead)	5.287.288
ERDF	537.213
ESF	453.142
EMFF	109.733

GotseDelchev-Garmen-Hadzhidimovo (Bulgaria)



ESI Funds	Budget
EAFRD (Lead)	2.500.000
ERDF	1.500.000
ESF	760.000

# Town and neighbourhood with development strategy and reinforcement of local identity

LAG Tatabánya (Hungary)  
67.043 inh



Stichting initiatief op Scheveningen  
(The Netherlands)  
55.510 inh.



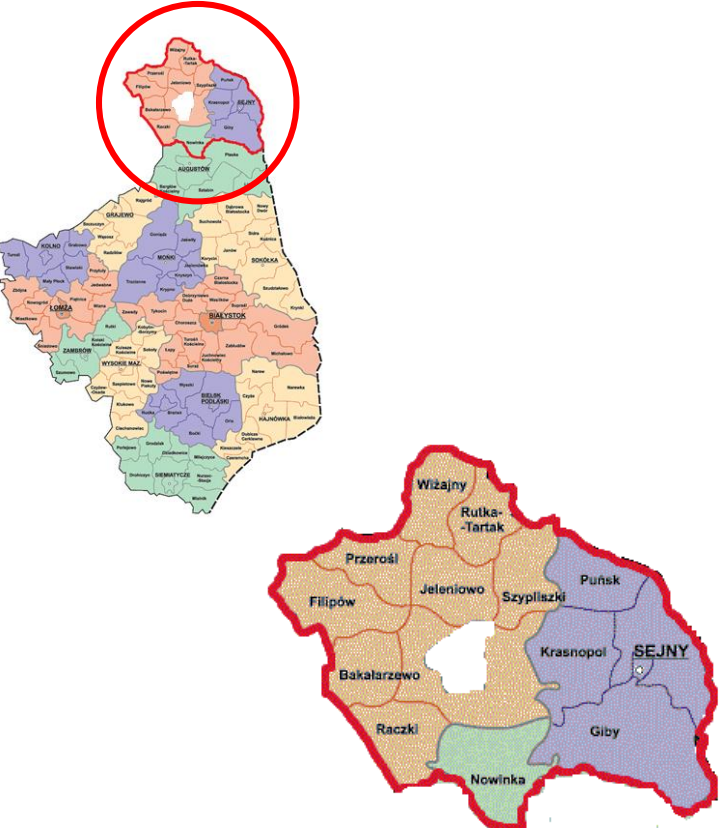
ESI Funds	Budget
ERDF (Lead)	3.226.000
ESF	1.613.000

ESI Funds	Budget
ERDF (Lead)	431.118



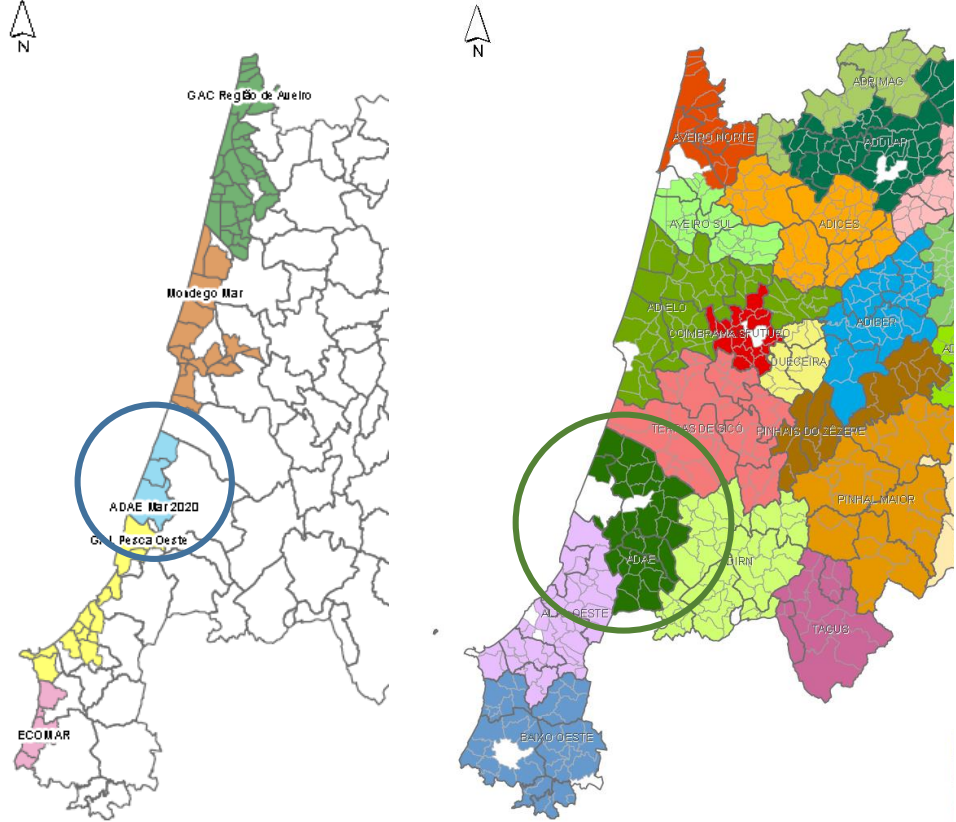
# Tailored territories with cut-off and overlapping, addressing specific local dimensions

Stowarzyszenie "Suwalsko - Sejneńska"  
Lokalna Grupa Działania (Poland)



ESI Funds	Budget
ERDF (Lead)	2.250.670
ESF	1.761.579
EAFRD	1.113.525

ADAE MAR / RURAL 2020 (Portugal)



ESI Funds	Budget
ESF (Lead)	662.860
ERDF	470.328
EMFF	1.266.283

ESI Funds	Budget
ESF (Lead)	939.761
ERDF	657.370
EAFRD	1.967.139

## Distinction between mono-funding and multi-funding LAGs

### **Mono funding LAG**

- Simpler administrative workload
- (Predominantly) Consolidated structures and actors
- Lack of capacity to address more articulated challenges: social agenda in the PL case, energy efficiency in the IT one
- Possible pairing with other funds (national or EU) but hard to achieve synergies (e.g. ESF in the NL case)

### **Multi funding LAG**

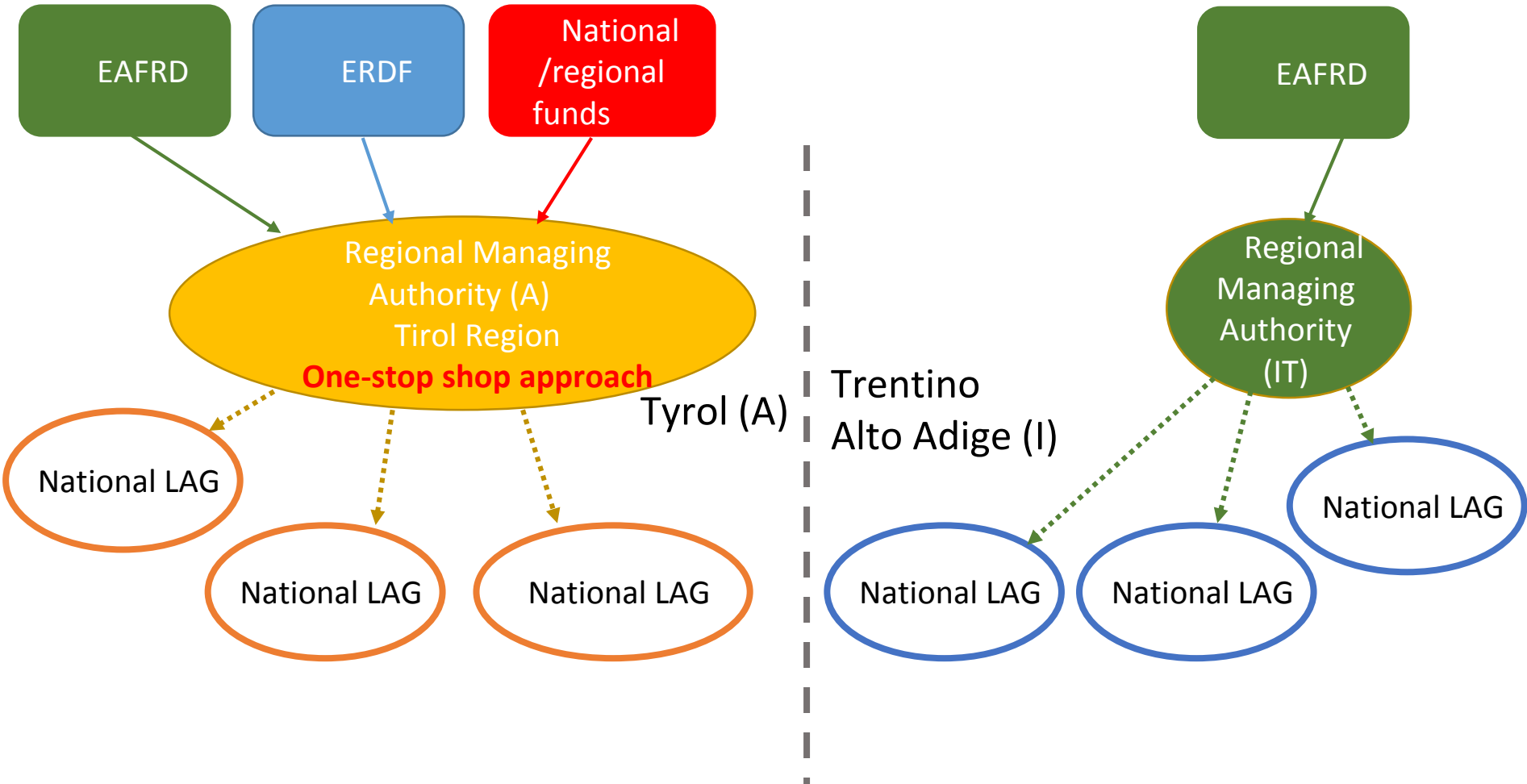
- Heavier administrative workload
- Challenges: new territorial arrangements; novelty for administration(s)
- Possibility to address integrated challenges and a large range of social targets, e.g. migrants in touristic initiatives (A), combined support to enterprises and social inclusion initiatives (PI, Se)
- Crucial role of the MA in simplifying the procedures

About administrative complexity, tailored territories and nested LAGs...

The cross-border LAGs between Austria and Italy

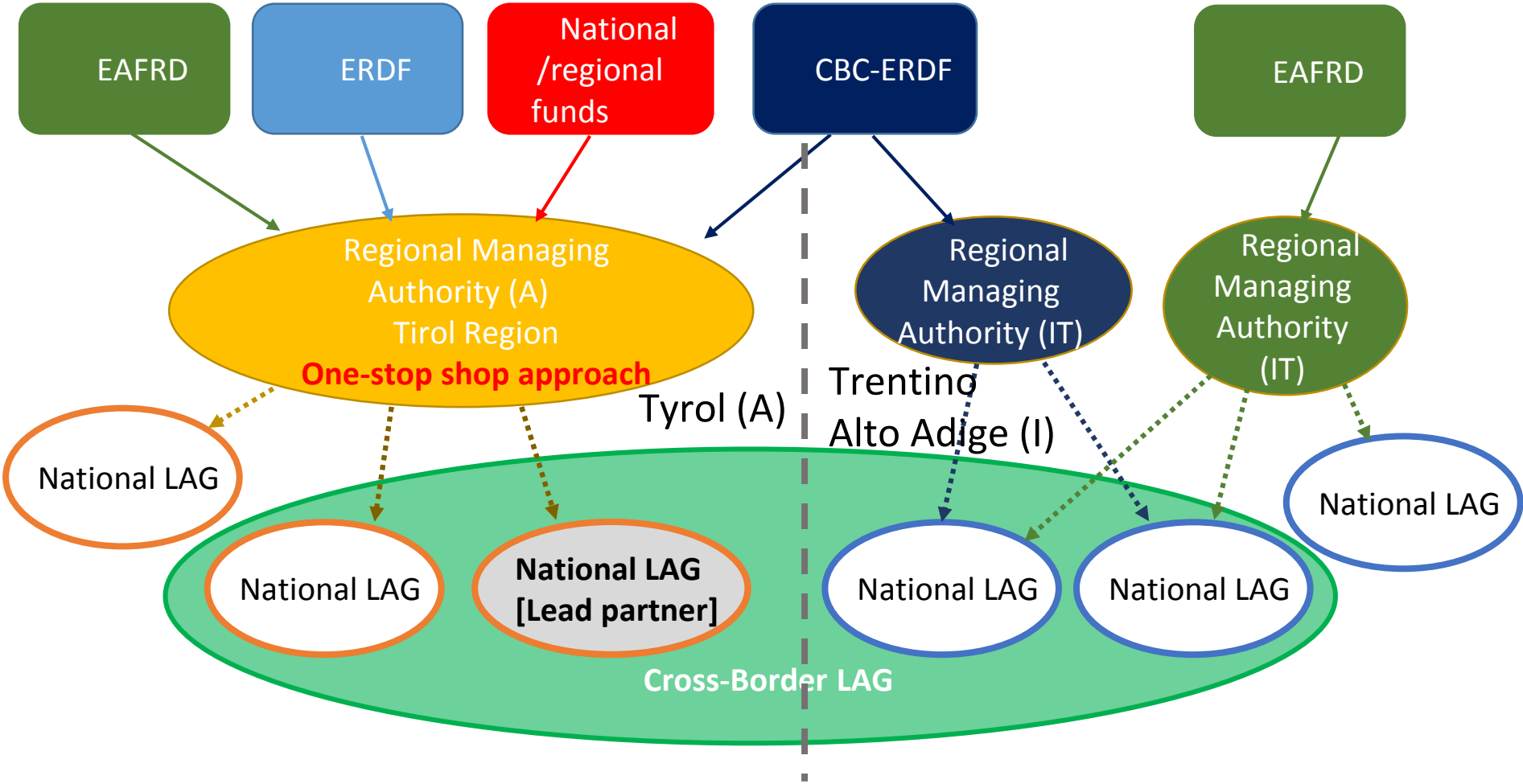


# The administrative structure of the national LAGs





... and the structure of the cross-border LAG



# Cross-border LAG Terra Raetica (AT-I)

Erarbeitungsprozess CLLD-Strategie



## Thematische Arbeitsgruppen mit Projektideen aus

- AK Natura Raetica
- AK Cultura Raetica
- AK Mobilita Raetica
- AK Humana Raetica
- AK Terra Raetica Tourismus

## Kernarbeitsgruppe

Strategische Steuerung/Externe Begleitung Dr. Klaus Wallnöfer



LAG	ESI Funds	Budget
Landek	EAFRD (Lead)	2,943,849
Landek	ERDF	585,714
Imst	EAFRD (Lead)	3,080,353
Imst	ERDF	557,986
Val Venosta	EAFRD (mono)	Missing
Cross-border	CBC-ERDF (tot)	3,526,919

# Cross-border LAG Terra Raetica (AT-I)

Erarbeitungsprozess CLLD-Strategie



## Thematische Arbeitsgruppen mit Projektideen aus

- AK Natura Raetica
- AK Cultura Raetica
- AK Mobilita Raetica
- AK Humana Raetica
- AK Terra Raetica Tourismus

## Kernarbeitsgruppe

Strategische Steuerung/Externe Begleitung Dr. Klaus Wallnöfer



LAG	ESI Funds	Budget
Landek	EAFRD (Lead)	2,943,849
Landek	ERDF	585,714
Imst	EAFRD (Lead)	3,080,353
Imst	ERDF	557,986
Val Venosta	EAFRD (mono)	Missing
Cross-border	CBC-ERDF (tot)	3,526,919

## Conclusive remarks

- Importance of the multi-level decision making
- Support (or lack of support) from the Managing Authorities
- Determinant factor: awareness of CLLD potentialities at local level
- Bigger threat → administrative costs: up to 30% of the budget, 3 times more compared to a similar national initiative (from Austrian case study)
- Multi-fund approach at project level and simplification of procedures: follow the example of virtuous cases

# Register your ERDF / ESF on the LAG Data Base

The screenshot shows the ENRD LAG Database website. The header features the ENRD logo and the slogan 'Connecting Rural Europe...'. The main content area displays a search bar with the text 'LAG Database' and a search button. Below the search bar, it indicates 'Total results: 2492'. A table lists search results for Belgium, showing LAG names, main ESF funds, and ESIF programmes. On the right side, there are filters for 'Country' and 'ESI Fund'. A large red arrow points to the 'Country' filter.

**European Network for Rural Development**  
Connecting Rural Europe ...

European Commission > The European Network for Rural Development (ENRD) > LEADER/CLLD > LAG Database

Home  
About the ENRD >  
Policy in Action >  
Projects & Practice  
ENRD Thematic Work >  
LEADER /CLLD >  
Networking >  
Evaluation >  
News & Events >  
Publications >  
Contact >

**TOOLS**

- myENRD
- Project Database
- LAG Database
- CLLD Partner Search

**LAG Database**

Search in the LAG Database

Total results: 2492.

Country	LAG name	Main ESI Fund	Additional Funds	ESIF Programme
Belgium	GAL 100 Villages	EAFRD		Rural Development Programme - Wallonia
Belgium	GAL Culturalité	EAFRD		Rural Development Programme - Wallonia
Belgium	GAL Condroz-Famenne	EAFRD		Rural Development Programme - Wallonia
Belgium	GAL Entre Sambre et Meuse	EAFRD		Rural Development Programme - Wallonia
Belgium	GAL Haute-	EAFRD		Rural

**Country**

- Austria 77
- Belgium 32
- Bulgaria 40
- Croatia 54
- Cyprus 6

Show more

**ESI Fund**

- European Agricultural Fund for Rural Development (EAFRD) 2346
- European Maritime and Fisheries Fund (EMFF) 160
- European Social Fund (ESF) 21
- European Regional Development Fund (ERDF) 8

[https://enrd.ec.europa.eu/leader-clld/lag-database\\_en](https://enrd.ec.europa.eu/leader-clld/lag-database_en)

Thank you

Loris Servillo

Loris.Servillo@gmail.com