

## 1. General information

Geographical Area	Country	France
	Region	Alsace
Rural population (1)	Inhabitants (3)	1.9 million
	% of total population (3)	100.0 %
	Density - Inhab/km2 (3)	224.3
Rural area (1)	Km2 (3)	8 280.0
	% of total area (3)	100.0 %
Agricultural area <i>Total Utilised Agricultural Area (UAA)</i>	Ha (3)	0.3 million
	% of total territory (3)	40.9 %
Forest and other wooded land	Ha (3)	0.3 million
	% of total area (3)	41.1 %
Total employment	People (2)	0.8 million
Rural employment (1)	% of total workforce (2)	100.0 %

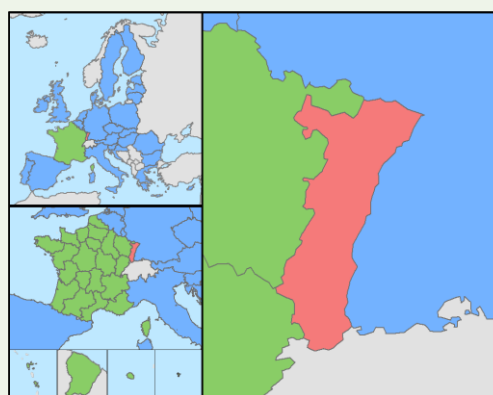
Data source: France - Alsace 2014-2020 Rural Development Programme (RDP). Note: (1) OECD definition applies, including intermediate and predominantly rural regions; (2) 2010 data; (3) 2012 data.

<b>EAFRD* support:</b> <b>EUR 119 236 468</b> <small>0.1 % of Total EAFRD support for EU-28</small>	+	<b>National contribution:</b> <b>EUR 61 278 478</b>	=	<b>Planned total public expenditure:</b> <b>EUR 180 514 946</b>
---	---	--	---	--

\* European Agricultural Fund for Rural Development (EAFRD)

Primary sector contribution to Gross Value Added (GVA)	% of total (2)	2.1 %
No of agricultural holdings	No (2)	12 020
Average farm size	ha UAA/holding (2)	28.0
High Nature Value farming	% of total UAA (2)	6.8 %
Farmland Birds Index (FBI)	Index 2000 = 100	125.4
	<i>From 2000 to 2008 the FBI measuring the relative abundance of farmland bird species increased by 25.4 %.</i>	

Map: France - Alsace



### Examples of expected achievements

- To promote lifelong learning the RDP will aim to provide training for 2 600 participants from the agricultural, food and forestry sectors.
- The RDP will also promote knowledge transfer and innovative practices, by supporting 15 cooperation projects in various fields.
- The programme will support modernization and development projects in about 1 000 farms (8 % of the total).
- The RDP will encourage the installation of young farmers aiming to achieving 700 additional farms managed by young managers (6 % of the total).
- Around 180 projects on quality certification systems for agricultural and food products will be supported.
- For the preservation of natural resources, agro-environment- climate measures will cover about 30 000 ha (9 % of the total agricultural area).
- The amount of about EUR 19 million will be invested to develop the supply and use of renewable energy in agriculture.
- The programme will support the implementation of Local Development Strategies (LDS) that will be carried out by 5 Local Action Groups (LAGs) bringing benefits to 500 000 people and generating 27 jobs.

### Examples of key challenges

- The region although it has sufficient water resources, their quality differs between surface and groundwater due to agricultural and industrial pollution.
- Biodiversity is also under threat and there are also risks in terms of soil erosion.
- Besides the difficult economic conditions, agriculture in the region faces structural weaknesses such as the ageing of farm managers, pressure for land, the on average relatively small size of farms and similarly agri-food and forestry businesses are also particularly vulnerable.

Source: DG AGRI, *Factsheet on 2014-2020 Rural Development Programme for Alsace*, October 2015  
[http://ec.europa.eu/agriculture/rural-development-2014-2020/country-files/fr/factsheet-alsace\\_fr.pdf](http://ec.europa.eu/agriculture/rural-development-2014-2020/country-files/fr/factsheet-alsace_fr.pdf)

## 2. RDP focus areas: planned expenditure, measures and 2023 targets

This section illustrates each rural development priority (P) with a focus on: the indicative budget per Focus Area (FA) and its breakdown by selected measure; and the relation between the indicative planned total public expenditure and the expected 2023 targets set by the Managing Authority for each focus area. The target indicators identified with the country code (FR\_ALS) are specific to the Alsace Programme.

### P1 - Knowledge transfer & innovation: Fostering knowledge transfer and innovation in agriculture, forestry, and rural areas

Priority 1 is considered a cross-cutting priority: the budget under Priorities 2 - 6 contributes to the achievement of Priority 1 specific targets.

#### Focus Area 1A. Innovation & cooperation

Target indicator	Value
T1 - % of expenditure under Articles 14, 15 and 35 of Regulation (EU) No 1305/2013 in relation to the total expenditure for the RDP	2.3 %

#### Focus Area 1B. Links with research & innovation

Target indicator	Value
T2 - Total number of cooperation operations supported under the cooperation measure (Article 35 of Regulation (EU) No 1305/2013) (groups, networks/clusters, pilot projects...), of which: Nr of EIP operational groups to be supported (establishment and operation)	15 0


#### Focus Area 1C. Lifelong learning & vocational training

Target indicator	Value
T3 - Total number of participants trained under Article 14 of Regulation (EU) No 1305/2013	2 600

### P2 – Competitiveness: Enhancing farm viability and competitiveness of all types of agriculture in all regions and promoting innovative farm technologies and sustainable management of forest

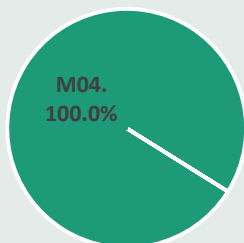
#### Focus Area 2A. Farm's performance, restructuring & modernization

Total public budget (million EUR)



Breakdown of FA budget by measure (%)

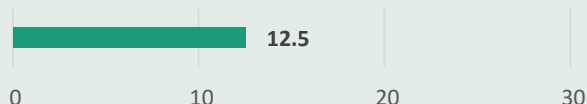
Measure	m EUR
M04	28.3



Target indicator	Value
T4 - % of agricultural holdings with RDP support for investments in restructuring or modernisation	8.3 %

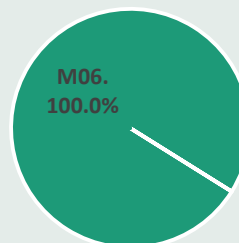
#### Focus Area 2B. Entry of skilled/younger farmers

Total public budget (million EUR)



Breakdown of FA budget by measure (%)

Measure	m EUR
M06	12.5



Target indicator	Value
T5 - % of agricultural holdings with RDP supported business development plan/investments for young farmers	5.8 %

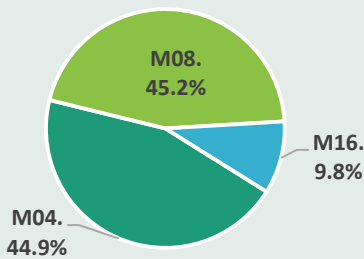
## P2 – Competitiveness: Enhancing farm viability and competitiveness of all types of agriculture in all regions and promoting innovative farm technologies and sustainable management of forest

### Focus Area 2C+. Competitiveness of forestry enterprises & sustainable forest management

Total public budget (million EUR)



Breakdown of FA budget by measure (%)



Target indicator

Value

FR\_ALS01 - Total investments supporting an effective and sustainable management of forests (EUR) (P2C)

16.2 m

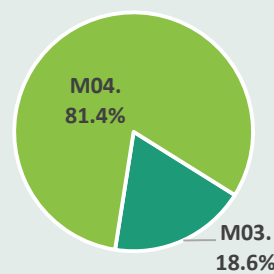
## P3 – Food chain & risk management: Promoting food chain organisation, including processing and marketing of agricultural products, animal welfare and risk management in agriculture

### Focus Area 3A. Agri-food chain integration & quality

Total public budget (million EUR)



Breakdown of FA budget by measure (%)



Target indicator

Value

T6 - % of agricultural holdings receiving support for participating in quality schemes, local markets and short supply circuits, and producer groups/organisations

1.5 %

FR\_ALS02 - Total investment (public and private) dedicated to processing and marketing (EUR)

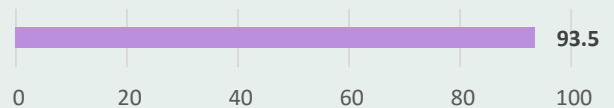
10.8 m

## P4 – Ecosystems management: Restoring, preserving and enhancing ecosystems related to agriculture and forestry

Focus Areas

- 4A. Biodiversity's restoration, preservation & enhancement
- 4B. Water management
- 4C. Soil erosion & soil management

Total public budget (million EUR)



Target indicator

Value

FR\_ALS03 - Total investment (public and private) in forest biodiversity (EUR)

1.5 m

T9 - % of agricultural land under management contracts supporting biodiversity and/or landscapes

11.1 %

T10 - % of agricultural land under management contracts to improve water management

9.6 %

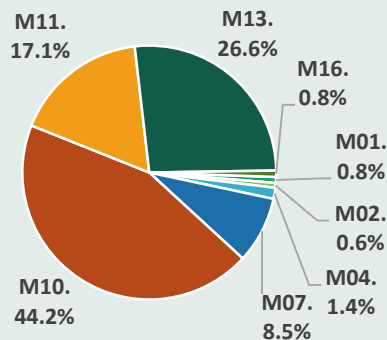
FR\_ALS04 - Total investment (public and private) in the forest in relation to water (EUR)

113 207

T12 - % of agricultural land under management contracts to improve soil management and/or prevent soil erosion

8.6 %

Breakdown of FA budget by measure (%)



**P5 - Resource efficiency & climate:** Promoting resource efficiency and supporting the shift towards a low carbon and climate resilient economy in agriculture, food and forestry sectors

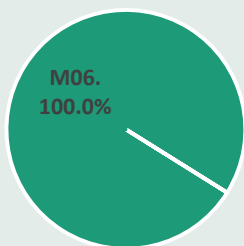
**Focus Area 5C. Renewable sources & waste management**

Total public budget (million EUR)



Breakdown of FA budget by measure (%)

Measure	m EUR
M06	5.7




Target indicator

Value

T16 - Total investment in renewable energy production (EUR)	18.9 m
---	--------

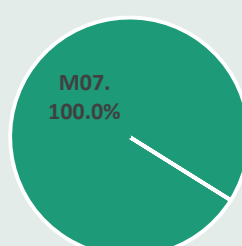
**Focus Area 5D. Greenhouse Gas (GHG) & ammonia emissions**

Total public budget (million EUR)



Breakdown of FA budget by measure (%)

Measure	m EUR
M07	0.9



Target indicator

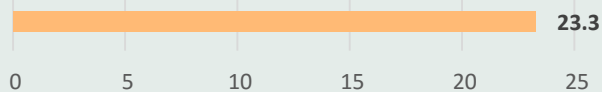
Value

FR_ALS05 - Number of climate plans to reduce GHG and / or ammonia emissions	12
---	----

**P6 - Social inclusion & local development:** Promoting social inclusion poverty reduction and economic development in rural areas

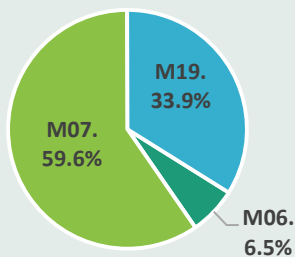
**Focus Area 6B. Local development**

Total public budget (million EUR)



Breakdown of FA budget by measure (%)

Measure	m EUR
M06	1.5
M07	13.9
M19	7.9



Target indicator

Value

T21 - % of rural population covered by local development strategies	27.9 %
T22 - % of rural population benefiting from improved services/infrastructures	48.4 %
T23 - Jobs created in supported projects (LEADER)	27

### 3. Planned expenditure per priority

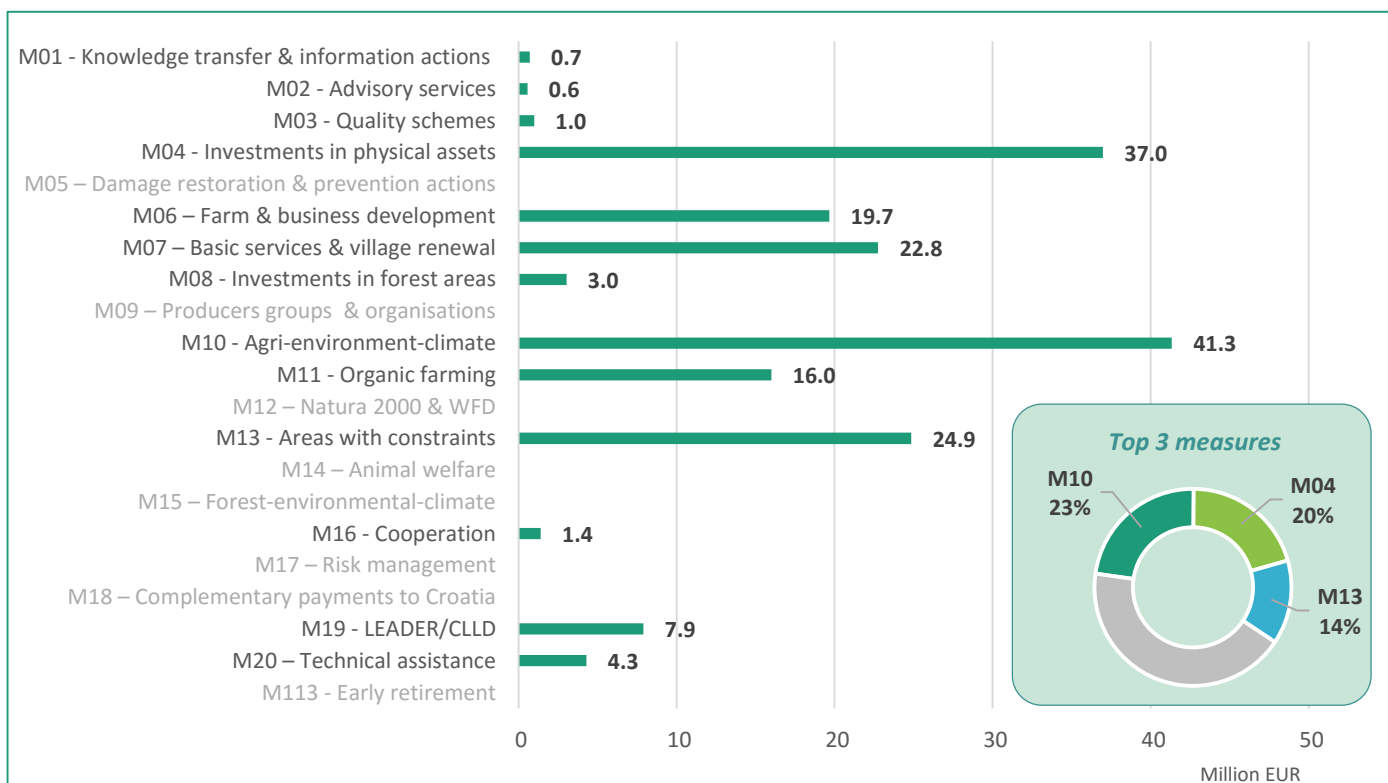
The following table shows how the planned total public expenditure (comprising the EAFRD support and the national contribution) is allocated between rural development priorities. Priority 1 is considered to be cross-cutting and no separate financial allocation is shown as the expenditure is distributed across other focus areas.

Priority	Total public expenditure per priority (million EUR)	% of total public expenditure*	
P1 - Knowledge transfer & innovation	P2 - Competitiveness	47.5	26.3 %
	P3 - Food chain & risk management	5.3	3.0 %
	P4 - Ecosystems management	93.5	51.8 %
	P5 - Resource efficiency & climate	6.6	3.7 %
	P6 - Social inclusion & local development	23.3	12.9 %

\* Figures do not add up to 100 % because the budget for technical assistance is not included. The budget for technical assistance is available in Section 4.

### 4. Planned expenditure per measure (million EUR)

The following chart shows the indicative planned total public expenditure per measure (comprising the EAFRD support and the national contribution). The measures illustrated in the chart are the complete list of measures selected within the RDP. Measures in color light gray were not selected by the region.



## 5. Choice of measures by priority and focus areas

The following chart shows which priorities and focus areas are selected in the RDP and the combination of measures used to address them. For each measure the budget breakdown per focus area is given. Priority 1 is considered to be cross-cutting and no separate financial allocation is shown as the expenditure is distributed across other focus areas. Expenditure under Priority 4 is programmed for the priority as a whole, not for individual focus areas.

Priority	P1 Knowledge transfer & innovation			P2 Competitiveness			P3 Food chain & risk management		P4 Ecosystems management			P5 Resource efficiency & climate					P6 Social inclusion & local development		Total	Planned expenditure (million EUR)	
	1A - Innovation & cooperation	1B - Links with research & innovation	1C - Lifelong learning & vocational training	2A - Farm's performance, restructuring & modernisation	2B - Entry of skilled/younger farmers	2C+ Forestry enterprises & sustainable forest management	3A - Agri-food chain integration & quality	3B - Risk prevention & management	4A - Biodiversity's restoration, preservation & enhancement	4B - Water management	4C - Soil erosion & soil management	5A - Water use efficiency	5B - Energy use efficiency	5C - Renewable sources & waste management	5D - Greenhouse Gas & ammonia emissions	5E - Carbon conservation & sequestration	6A - Diversification & job creation	6B - Local development			6C - ICT - Information & communication technologies
M01 - Knowledge transfer & information actions									100%											100%	0.7
M02 - Advisory services									100%											100%	0.6
M03 - Quality schemes							100%													100%	1.0
M04 - Investments in physical assets				77%		8%	12%		4%											100%	37.0
M05 - Damage/restoration/prevention actions																					
M06 - Farm & business development					64%									29%				8%		100%	19.7
M07 - Basic services & village renewal									35%						4%			61%		100%	22.8
M08 - Investments in forest areas						100%														100%	3.0
M09 - Producers groups & organisations																					
M10 - Agri-environment-climate									100%											100%	41.3
M11 - Organic farming									100%											100%	16.0
M12 - Natura 2000 & WFD																					
M13 - Areas with constraints									100%											100%	24.9
M14 - Animal welfare																					
M15 - Forest-environmental-climate																					
M16 - Cooperation						47%			53%											100%	1.4
M17 - Risk management																					
M18 - Complementary payments to Croatia																					
M19 - LEADER/CLLD																		100%		100%	7.9

## 6. Additional info

<b>Date of RDP approval</b>	23/10/2015
<b>French National Rural Network</b>	Le Réseau Rural Français <a href="http://www.reseaurural.fr/">http://www.reseaurural.fr/</a>
<b>Managing authority</b>	Région ALSACE
<b>Paying agency</b>	Agence de Services et de Paiement
<b>Coordination body</b>	Agence de Services et de Paiement
<b>RDP country documents</b>	<a href="http://ec.europa.eu/agriculture/rural-development-2014-2020/country-files/fr_en.htm">http://ec.europa.eu/agriculture/rural-development-2014-2020/country-files/fr_en.htm</a>
<b>National Partnership Agreement summary</b>	<a href="http://ec.europa.eu/contracts_grants/pa/partnership-agreement-france-summary_en.pdf">http://ec.europa.eu/contracts_grants/pa/partnership-agreement-france-summary_en.pdf</a>
<b>Partnership Agreement</b>	<a href="http://www.europe-en-france.gouv.fr/L-Europe-s-engage/Accord-de-partenariat">http://www.europe-en-france.gouv.fr/L-Europe-s-engage/Accord-de-partenariat</a>
<b>Rural Development Regulation 2014-2020</b>	Regulation (EU) N° 1305/2013 of the European Parliament and of the Council on support for rural development by the European Agricultural Fund for Rural Development (EAFRD) [PDF <a href="#">en</a> ]

**Source of information:** All data and the figures presented in this summary come from the European Commission approved version of the France - Alsace 2014-2020 Rural Development Programme. The examples of expected achievements and key challenges on page 1 were retrieved from: DG AGRI, Factsheet on 2014-2020 Rural Development Programme for Alsace, October 2015.

**Disclaimer:** This document aims to provide an accessible summary of selected RDP content. The information provided should not be considered a comprehensive account of the original RDP content.

**Summary version:** Version 1

**Last updated:** December 2015

**Corresponding RDP:** France – Alsace 2014-2020 RDP, code 2014FR06RDRP042, version 1.2, approved 23/10/2015.



The European Network for  
Rural Development

ENRD Contact Point  
Rue de la Loi, 38 Boîte n.4 - 1040  
Brussels, Belgium  
Tel. +32 2 801 38 00  
email: [info@enrd.eu](mailto:info@enrd.eu)  
website: <http://enrd.ec.europa.eu/>